



**Right-of-Way Extension/Service
Permit Application**

Provide the following information for the construction of facilities in the right-of-way:

Owner/Operator of Proposed Line: _____

Contact Representative & Position: _____

Address: _____

Phone: _____ Email: _____

Contractor of Proposed Line: _____

Address: _____

Phone: _____ Email: _____

Representative & Position: _____

Sub-Contractor of Proposed Line: _____

Address: _____

Phone: _____ Email: _____

Representative & Position: _____

List Additional Sub-Contractors and Their Information on Back of Page.

List All Road Rights-of-Way (City and NCDOT) and/or City Easements Where Installation/Construction is Proposed:

Type of Utility/Extension Service: _____

| Diameters | Materials | Length of Pipe |
|-----------|-----------|----------------|
| | | |
| | | |
| | | |
| | | |
| | | |

The following requirements and conditions apply to entities requesting installation/construction within rights-of-way/easements within Kannapolis city limits and where Kannapolis utilities are located (this includes NCDOT roadways/rights-of-way and Kannapolis roadways/rights-of-way):

1. The contractor shall contact the City of Kannapolis Engineering Department, 704-920-4200, prior to beginning work within the city limits in order to have an inspector assigned to the project. A preconstruction conference is required between the contractor and all sub-contractors with the City's Inspector.
2. The Owner, Operator and/or Contractor shall be responsible for any repairs necessitated by damage that is caused to roadways, sidewalks, landscaping, utilities and all areas within the City of Kannapolis and/or NCDOT rights-of-way or property to the satisfaction and at the direction of the Director of Engineering.
3. The City of Kannapolis Land Development Standards Manual (LDSM) shall be followed.
4. Directional boring under roadway crossings shall be a ten (10) foot minimum depth under roadways. Also, directional boring shall be at a four (4) foot minimum depth below ground surface.
5. All other boring procedures shall be at a four (4) foot minimum depth under roadways and below ground surface.
6. The following clearance from the outside wall of any structure, footing or pipe culvert (including tunnels, water lines, sanitary sewer lines, and storm lines) is required:
 - a five (5) foot horizontal clearance from the outside wall; or
 - a five (5) foot vertical clearance with a two (2) foot horizontal clearance from the outside wall
7. Provide videos of the installation areas (rights-of-way and easements) before and after construction to the City's Inspector, to determine damage to areas impacted during construction.
8. Any sidewalk damaged during construction of the lines shall have the entire panel removed and replaced as part of the repair. Partial repairs of panels shall not be permitted.
9. The City of Kannapolis Standard Drawing, "Utility Cut Pavement Repair, #109" shall be used for pavement patching. The City of Kannapolis Standard Drawing, "Concrete Sidewalks, #117" shall be used for concrete sidewalk repair. The City's Inspector assigned to the project will provide additional standard drawings that apply to the project.
10. A pre-pour and/or pre-paving meeting and subgrade check with the City's Inspector will be required prior to any concrete pours and/or asphalt placement.
11. The use of City water to perform construction activities shall be metered per Land Development Standards Manual Chapter 1 A. General Note 9.
12. As-built drawing, CAD file, shape files, and/or boring logs shall be submitted to City within thirty (30) days upon completion of project.
13. Work hours are between 7am to 5pm on weekdays. Work shall not be performed on weekends (Saturday-Sunday) or on City observed holidays.

The Director of Engineering may impose additional and reasonable conditions upon the granting of any permit. In the case of noncompliance with these conditions, City reserves the right to stop all work until the facility has been brought into compliance or removed from the right-of-way/easement at no cost to City.

Applicant Authorized Representative Acknowledgement:

I have read and understand this right-of-way extension/service permit and the requirements placed upon the Owner/Operator/Contractor/Sub-Contractor. I agree to the conditions listed above to the best of my ability and will fulfill the requirements placed upon this permit application. I certify that all of the information presented in this permit application is accurate to the best of my knowledge.

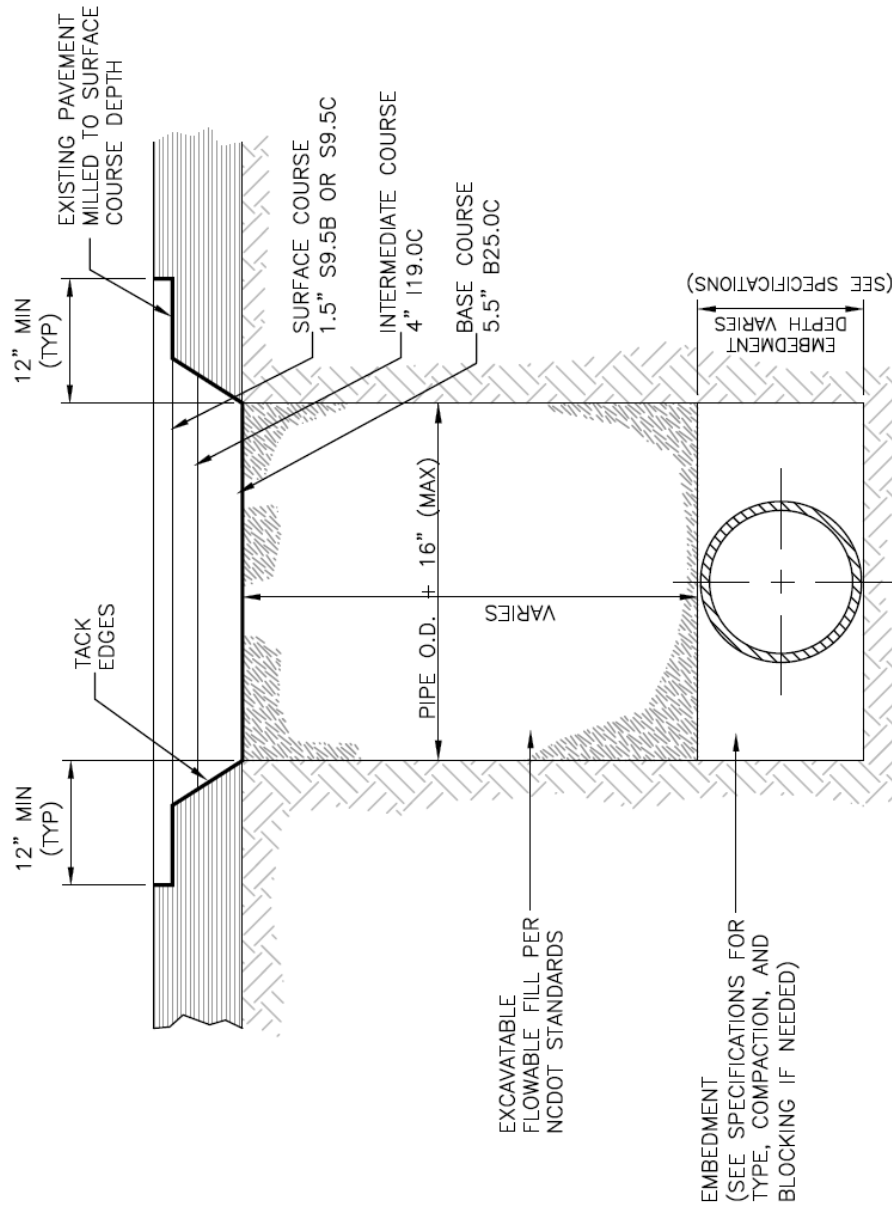
| | | |
|---------------------|-----------|------|
| | | |
| Printed Name, Title | Signature | Date |

City of Kannapolis Use Only

This Right-of-Way Extension/Service Request is:

- ☐ **Approved** (A copy of this permit showing evidence of approval by City shall be made available at all construction sites for this project. City reserves the right to stop all work unless evidence of approval can be shown.)
 - ☐ With the following conditions: _____
- ☐ **Revise and Resubmit**
 - ☐ Provide the following: _____
- ☐ **Rejected** _____

| | | |
|---------------------|-----------|------|
| | | |
| Printed Name, Title | Signature | Date |



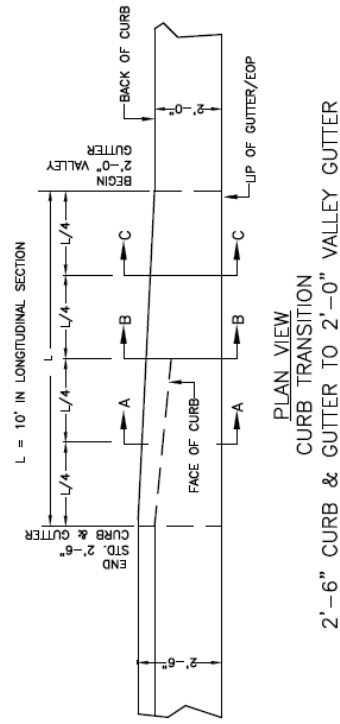
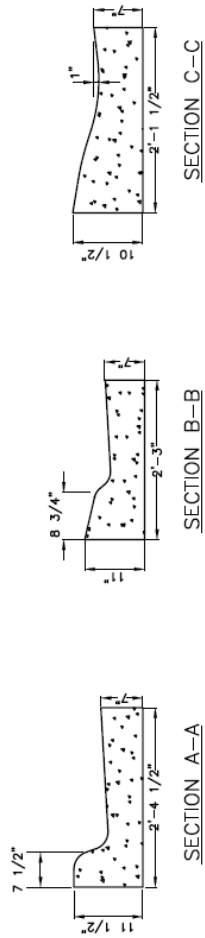
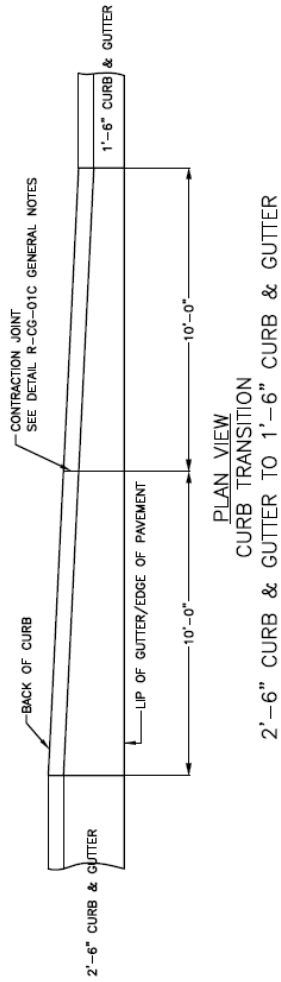
NOT TO SCALE

UTILITY CUT PAVEMENT REPAIR DETAIL



JANUARY 2025

109



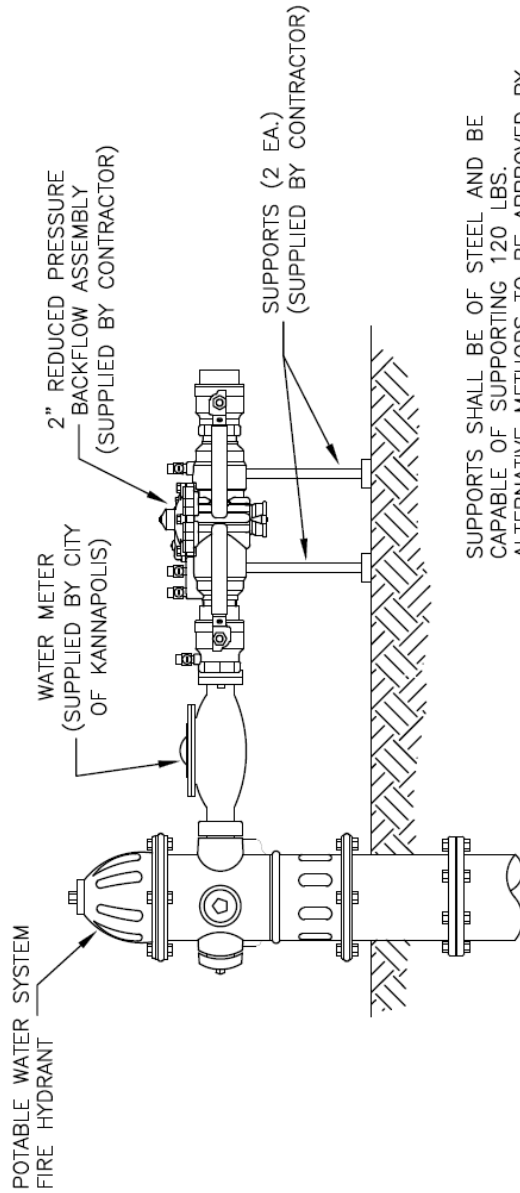
NOT TO SCALE

CURB TRANSITIONS



JANUARY 2025

117



SUPPORTS SHALL BE OF STEEL AND BE CAPABLE OF SUPPORTING 120 LBS. ALTERNATIVE METHODS TO BE APPROVED BY CITY OF KANNAPOLIS BACKFLOW ADMINISTRATOR.

NOTES:

1. THE CONTRACTOR MUST INSTALL A REDUCED PRESSURE PRINCIPLE BACKFLOW PREVENTION ASSEMBLY (RP) IMMEDIATELY AFTER THE HYDRANT METER IS SET.
2. BACKFLOW ASSEMBLIES MUST BE TESTED BY A CERTIFIED TESTER PRIOR TO USE.
3. PRIOR TO USE AN INSPECTION BY THE CITY IS REQUIRED FOR ALL HYDRANT METER BACKFLOW PREVENTION ASSEMBLIES.
4. EACH TIME THE HYDRANT METER BACKFLOW PREVENTION ASSEMBLY IS RELOCATED IT MUST BE TESTED.
5. THE CONTRACTOR WILL BE BILLED TO REPLACE AND INSTALL ANY PARTS NOT RETURNED WITH HYDRANT METER.
6. HYDRANT, BACKFLOW ASSEMBLY, AND METER SHALL BE ADEQUATELY INSULATED TO PREVENT FREEZING.
7. HYDRANT WRENCH ONLY, NO PIPE WRENCH ALLOWED
8. SEE CITY OF KANNAPOLIS LAND DEVELOPMENT STANDARDS MANUAL APPENDIX B FOR LIST OF APPROVED PRODUCTS.

NOT TO SCALE



REDUCED PRESSURE PRINCIPLE BACKFLOW PREVENTION ASSEMBLY FOR HYDRANT METERS

JANUARY 2025

324